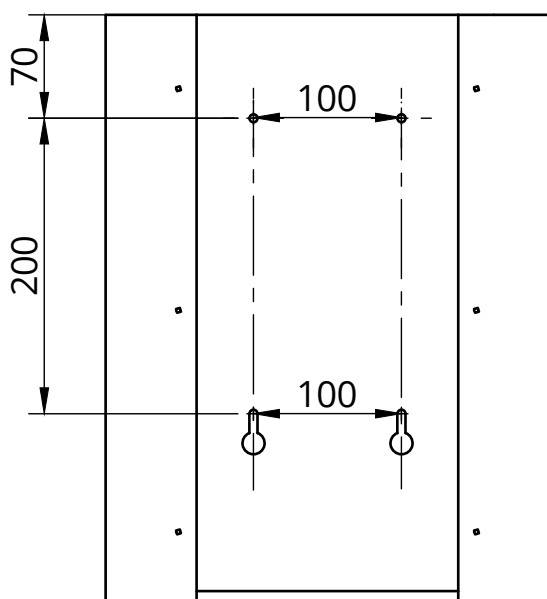
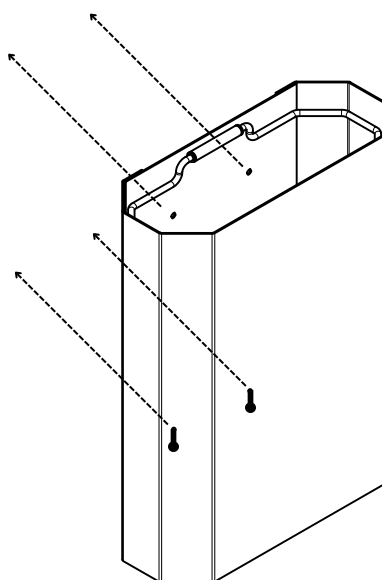
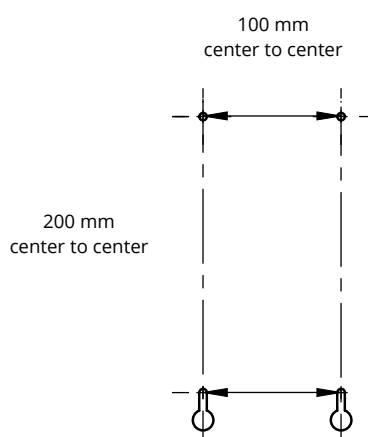


Paper bin

NICHBA

Mark out and drill the holes for the placement of the bin.

After adding the anchor, place 2 screws in the 2 bottom holes and slide the bin over the screws through the key slots. Then place the screws in the two top holes. Tighten all screws when the bin is in the correct position.



Maintenance and Cleaning

Surfaces must be cleaned with a microfibre cloth, glass cleaner, or other non-abrasive and gentle agents.

As low a pH value as possible

Avoid using solvents or harsh household cleaners.

NEVER use cleaning products such as bleach, acids (e.g. descalers), or ammonia-based bathroom cleaner to clean the product. The surface of the steel can be permanently damaged by steel wool and hard brushes.

Recommended screw thickness 4,5 mm

Recommended screw head: Botton head